

**LEARN  
HOW  
TO  
READ  
THE QURAN**

**TAUGHT BY :  
MOULANA MO'AAZ EBRAHIM**

**FOR QUESTIONS OR QUERIES CONTACT:**

**083 781 5576**

**quraanreading114@gmail.com**

# LESSON 1

## **HOMEWORK**

**[www.itvnetworks.tv](http://www.itvnetworks.tv)**

**1**

**Learn 10 letters x 3  
short vowels (2 PER DAY)**

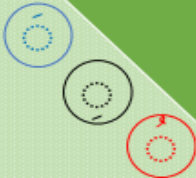
**2**

**TEST YOURSELF**

**EXERCISES**

**3**

**Circle using 3 colors and call out the  
10 letters x 3 short vowels  
on pages 2, 3 and 4 of the Quraan**




**ANSWERS  
NEXT  
WEEK**




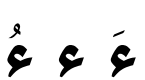






# LESSON 1

## 10 LETTERS X 3 SHORT VOWELS

(learn a minimum of 2 letters daily 5 x 2 = 10 and 1 day revision)

DIACRITICAL MARK /SHORT VOWELS	
SOUND/PRONUNCIATION	a – i - u

### Learn and Call out

 thu-thi-tha	 tu-ti-ta	 bu-bi-ba	 u-i-a	 u-i-a
 zhu-zhi-zha	 du-di-da	 khu-khi-kha	 Hu-Hi-Ha	 ju-ji-ja

### Test yourself

(Alphabetical order)

 thu-thi-tha	 tu-ti-ta	 bu-bi-ba	 u-i-a	 u-i-a
 zhu-zhi-zha	 du-di-da	 khu-khi-kha	 Hu-Hi-Ha	 ju-ji-ja

## Test yourself

(Non alphabetical order)

دَدِ دُ	ذَذِ ذُ	بَبِ بُ	تَتِ تُ	ثَثِ ثُ
أَأِ أُ	عَعِ عُ	جَجِ جُ	حَحِ حُ	خَخِ خُ

(Non alphabetical order)

عَعِ عُ	تَتِ تُ	خَخِ خُ	ثَثِ ثُ	دَدِ دُ
جَجِ جُ	أَأِ أُ	بَبِ بُ	حَحِ حُ	ذَذِ ذُ

(Mixed - Non alphabetical order)

ذَذِ ذُ	دَدِ دُ	بَبِ بُ	دَدِ دُ	أَأِ أُ
أَأِ أُ	ذَذِ ذُ	خَخِ خُ	حَحِ حُ	جَجِ جُ

**CIRCLE THE 10 LETTERS CARRYING  
THE 3 SHORT VOWELS ( َ ِ ُ )  
AND CALL OUT EACH LETTER**



َ IN BLUE - ِ IN BLACK - ُ IN RED

**CIRCLE THE 10 LETTERS CARRYING  
THE 3 SHORT VOWELS ( َ ِ ُ )  
AND CALL OUT EACH LETTER**



◌ IN BLUE - ◌ IN BLACK - ◌ IN RED

**CIRCLE THE 10 LETTERS CARRYING  
THE 3 SHORT VOWELS ( َ ِ ُ )  
AND CALL OUT EACH LETTER**



َ IN BLUE - ِ IN BLACK - ُ IN RED